



# FLAWLESS FLUTES

by



EDITION  
25 / 26

Decorating India  
— ISO 9001, 14001 & 45001 CERTIFIED COMPANY PRODUCTS —

**ADVANCE FLAWLESS FLUTES:**  
**Let your walls speak style**

Advance Flawless flutes are modern architectural elements that beautifully combine aesthetic charm with practical utility. Designed with sleek, linear slats, these panels add a bold and contemporary look to any interior or exterior space. Whether vertical or horizontal, their elegant lines create a rhythmic play of light and shadow, enhancing the spatial dynamics of walls, ceilings, and facades. Crafted from high-quality materials, Advance Flawless Flutes are available in a range of finishes—wood grain, matte, and textured. They not only offer excellent dimensional stability and durability but are also resistant to moisture, termite, and warping, making them ideal for long-term use.

Easy to install and low in maintenance, Advance Flawless Flutes are the go-to choice for architects and designers seeking both function and finesse. They're perfect for creating a cozy, structured, and luxurious ambiance in both residential and commercial environments.

**IMPORTANCE OF FLAWLESS FLUTES IN YOUR INTERIOR**

Integrating louver panels into interior design is a smart choice for those seeking a perfect balance of style, sophistication, and utility. Here are five compelling features that make louver panels a standout option for modern interiors:

<p><b>1.</b></p> <p><b>AESTHETIC APPEAL</b></p> <p>Advance Flawless Flutes provide a clean, linear, and architectural look to any space. Their rhythmic slat design adds depth, texture, and a sense of movement to walls and ceilings. Whether in natural wood tones or contemporary matte finishes, it enhances visual interest and elevates the overall ambiance.</p>	<p><b>2.</b></p> <p><b>ACOUSTIC BENEFITS</b></p> <p>The design of Advance Flawless Flutes help to absorb and deflect sound, making them ideal for creating quieter, more comfortable spaces. They're perfect for home theatres, conference rooms, or bedrooms where sound control is important.</p>
<p><b>3.</b></p> <p><b>SPACE ZONING &amp; VERSATILITY</b></p> <p>Advance Flawless Flutes can be used as decorative dividers or partitions, offering semi-privacy while maintaining openness and airflow. This makes them a stylish solution for creating zones within homes or office spaces.</p>	<p><b>4.</b></p> <p><b>EASY INSTALLATION &amp; MAINTENANCE</b></p> <p>Designed for user convenience, these panels are lightweight, modular, and easy to install on various surfaces. Their finishes are generally resistant to dust and stain, requiring minimal cleaning and upkeep.</p>



**SERIES 14000**

**MATERIAL : PS LOUVERS**  
**LENGTH : 9.5FT. | WIDTH : 5 INCH**




## PAINTABLE FLUTE



120 x120mm

14000



120 x120mm

14001



## FEATURES



### LONG-LIFE FLUTES BUILT TO ENDURE

Crafted with superior materials and advanced technology, our flawless flutes are made to stand the test of time.



### WATER-RESISTANT FOR LASTING PROTECTION

Engineered to withstand moisture and humidity, our water-resistant louvers are the perfect choice for kitchens, bathrooms, and high-moisture areas. Built with advanced materials and coatings, these louvers prevent swelling, warping, and surface damage.




### TERMITE & BORER RESISTANT FOR WORRY-FREE INTERIORS

Protect your spaces from hidden threats with our termite and borer-resistant flawless flutes. Engineered with specially treated materials, these panels create a strong defense against pests that commonly damage wood surfaces.



### LIGHTWEIGHT FOR EFFORTLESS INSTALLATION

Designed with ease in mind, our lightweight louvers offer maximum style with minimal effort. Easy to handle, transport, and install, they reduce structural load without compromising on durability or design.



### STAIN-RESISTANT FOR SPOTLESS ELEGANCE

Say goodbye to stubborn marks and tedious cleaning! Our stain-resistant louvers are designed with a special surface coating that repels spills, smudges, and stains — keeping them looking fresh and flawless every day.



### EFFORTLESS ELEGANCE WITH MAINTENANCE-FREE LOUVERS

Crafted from high-quality, durable materials, our maintenance-free louvers are designed to resist dust, moisture and fading, ensuring long-lasting beauty with zero hassle.



### APPLICATIONS:

Widely used in living rooms, bedrooms, office spaces, lobbies, commercial interiors, and even. Their primary applications include feature walls, ceilings, partitions, and cabinet fronts, giving spaces a premium and stylish touch.

### FLAWLESS FLUTES HANDLING PRECAUTIONS:

- Avoid dragging them on the floor to prevent edge or surface damage.
- Do not expose louvers to direct sunlight for long periods before installation to prevent discoloration or expansion.
- Ensure the surface is clean, dry, level, and free from dust, oil, or moisture.
- Use soft damp cloth for cleaning. Do not use chemicals or cleaning agents.
- These panels are for interior use only.
- There may be colour difference between sample and actual sale product.
- Use the same lot panels as different lot panels may have colour difference.

# WHISTLE FLUTE



14040



14037



14063



14035



14092



14087




## BAMBOO FLUTE




14071



14089



14016



14017



## VENU FLUTE



14007



14013




**IRIS FLUTE**



14067



14049



14057



14034



14091



14093



**PICCOLO FLUTE**



14085



14094



14044



14048



# INDEX

S.NO.	SERIES	DESIGN NO.	PAGE NO.
1	14000	14000	05
2	14000	14001	05
3	14000	14007	02
4	14000	14013	02
5	14000	14016	02
6	14000	14017	02
7	14000	14034	03
8	14000	14035	01
9	14000	14037	01
10	14000	14040	01
11	14000	14044	04
12	14000	14048	04
13	14000	14049	03
14	14000	14057	03
15	14000	14063	01
16	14000	14067	03
17	14000	14071	02
18	14000	14085	04
19	14000	14087	01
20	14000	14089	02
21	14000	14091	03
22	14000	14092	01
23	14000	14093	03
24	14000	14094	04


## INSTALLATION RECOMMENDATIONS FOR FLAWLESS FLUTES

- SURFACE PREPARATION:**
  - Ensure the wall or ceiling surface is clean, dry, level, and free from dust, oil, or moisture.
  - For uneven surfaces, apply a plywood or MDF base for better alignment.
- CUTTING & TRIMMING:**
  - Use fine-toothed saws or panel cutters for smooth edges.
  - Always measure and mark before cutting to avoid wastage.
- INSTALLATION METHOD:**
  - Screw/Nail Fixing:** Use screws or nails, preferably with wooden or metal battens as support.
  - Maintain proper spacing between battens (usually 18–24 inches) for secure fixing.
- JOINING & ALIGNMENT:**
  - Use grooved joints, tongue-and-groove systems, or matching profiles to maintain seamless alignment.
  - For corner areas, use matching edge profiles or corner trims for a neat finish.
- VENTILATION & EXPANSION:**
  - Leave a 2–3 mm gap between panels to accommodate expansion due to temperature or humidity changes.
  - Ensure some airflow behind the panels to avoid moisture buildup.
- FINISHING TOUCHES:**
  - After installation, wipe the surface clean with a soft cloth.
  - For high-traffic areas, optional clear sealants can be used to enhance surface protection.


**CONSTRUCTION GUIDE** Installation Tools

**PS Louvers**


Size:  
3.5 Ft. (13.5 inch (W))




**CIRCULAR SAW**




**TAPE MEASURE**








**WOOD GLUE**



**GLUE GUN**



- 1** Prep-work with plywood/MDF is recommended before the construction. Please remove any kind of wall paper/film on the surface of the base. 
- 2** Apply a quality adhesive on the back of the Louvers. Apply a small amount of hot melt (Glue-Gun) on the back of the Louvers. 
- 3** Louvers can be installed in both horizontal or vertical direction. Screwing on the tongue/interlocking space for better fixing. 
- 4** Circular saw to be used to cut required length. 
- 5** For corners, combine the two grooves. 

*Note : This folder is only for product promotion and it is not made for sale.*

Variations in color, shading, and weave patterns reflect the authentic character of the product, they are not flaws. Every effort has been made to provide accurate product descriptions and technical specifications. However, errors or omissions, if any, please let us know. Please note that technical specifications are subject to change without prior notice. Advance Laminate warrants that all products are free from manufacturing defects and are suitable for normal usage conditions.

No claims or warranties are applicable once the product is installed.

Dimensional tolerance : ± 5–10%



**ADVANCE DECORATIVE LAMINATES**  
(An ISO 9001 ISO 14001 & ISO 45001 Certified Company)

Email: [info@advancelam.com](mailto:info@advancelam.com)  
[www.advancelam.com](http://www.advancelam.com)

Tollfree 1800 103 4740 (Mon to Sat, 10-7pm IST)